

Jefferson High School

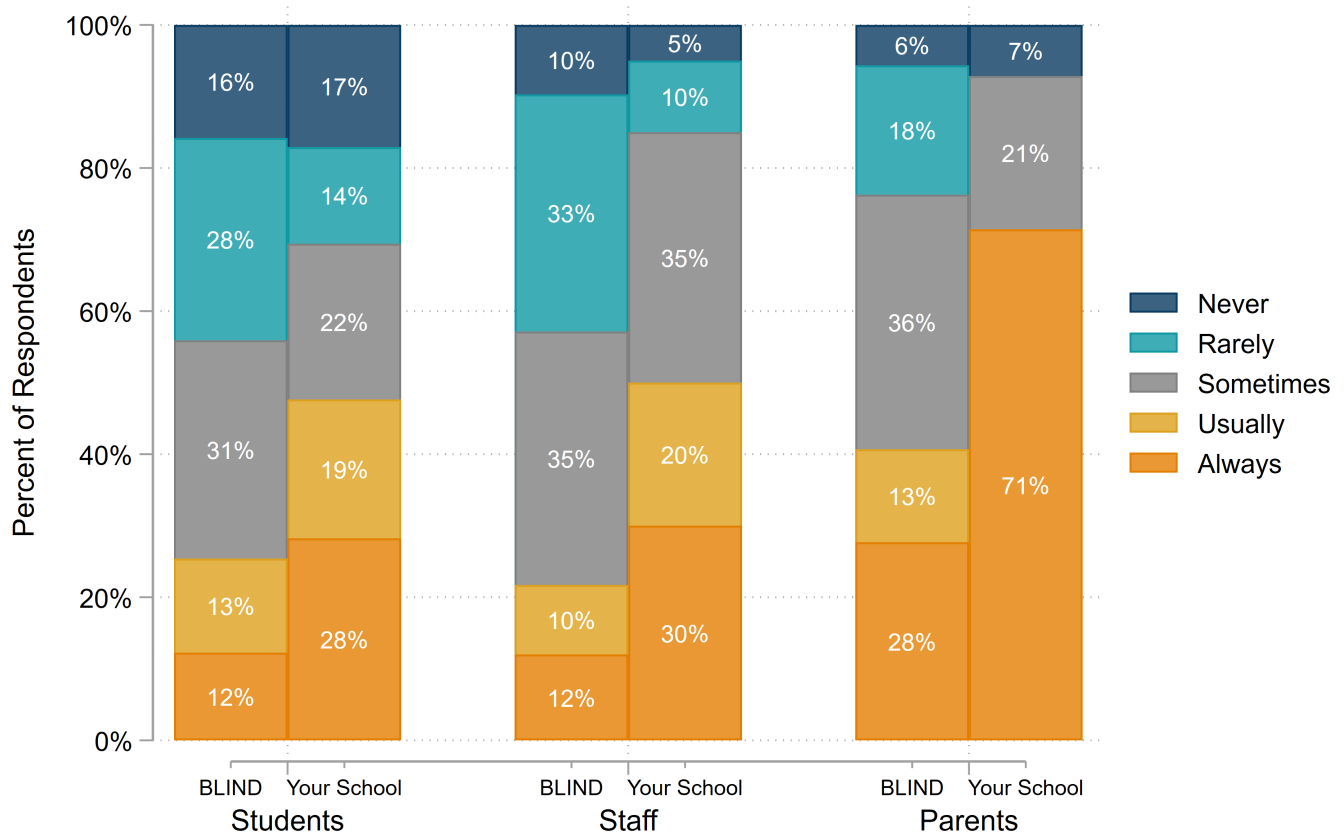
Results of the 2024-25 School Climate Survey

Gibson Consulting Group

This document summarizes responses to key questions for the BLIND School Climate Survey of students, school staff, and parents/guardians in the winter of 2024-25. At Jefferson High School, 189 students, 23 staff, and 16 parents/guardians responded to the survey. This document summarizes their responses to key questions and compares their responses to all BLIND high schools. If fewer than 10 people responded to any of these questions, their answers are not shown to preserve anonymity.

School Safety

"How often do you worry about safety at your school?"



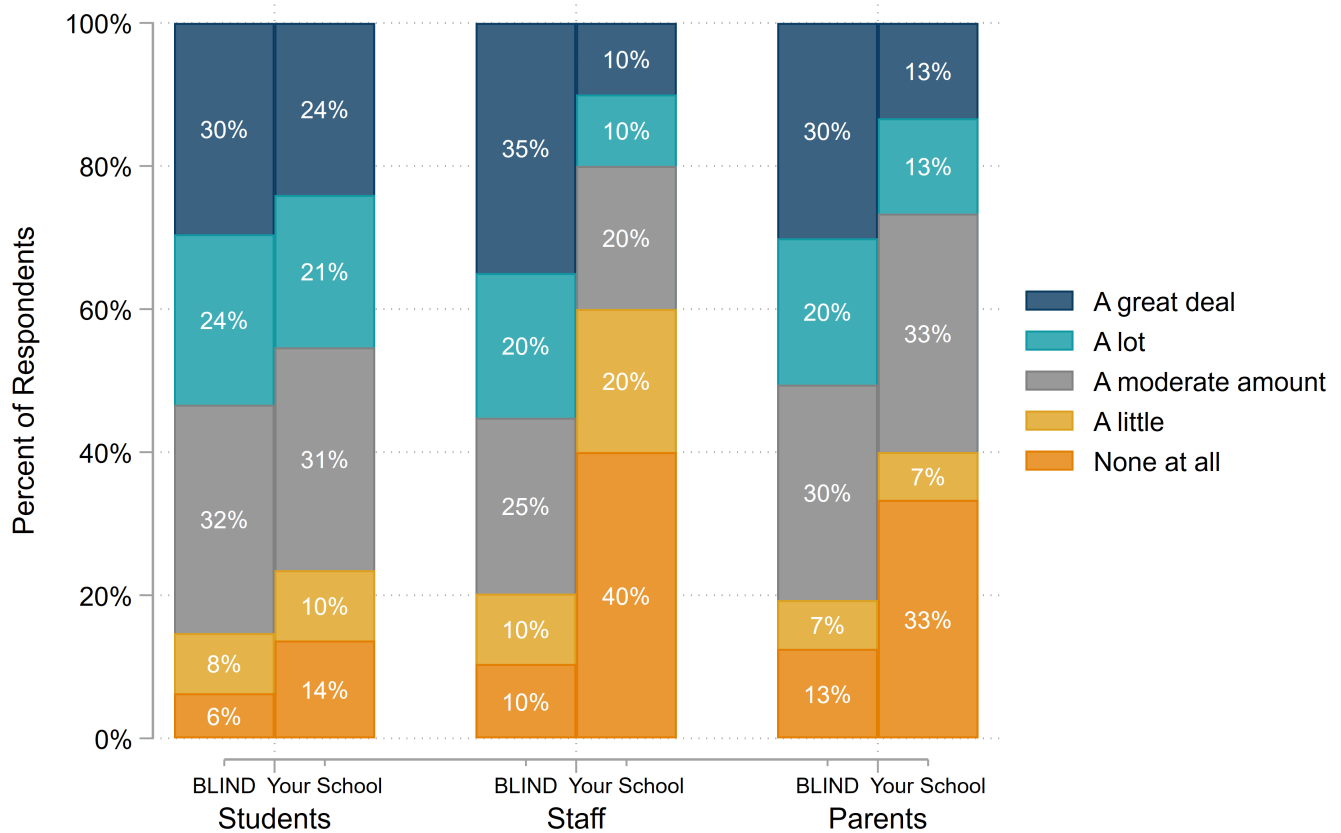
Note: This graph compares respondents from Jefferson High School to respondents in all high schools across BLIND. Due to roundoff errors, bar labels do not always add up to 100.

Compared to respondents across BLIND high schools:

- Students at Jefferson High School were **22% more** likely to say they "usually" or "always" worry about safety.
- Staff were **20% more** likely to say they "usually" or "always" worry about safety.
- Parents/guardians at Jefferson High School were **36% more** likely to say they "usually" or "always" worry about their child's school.

Identity Affirmation

"How well does your school affirm your identity?"



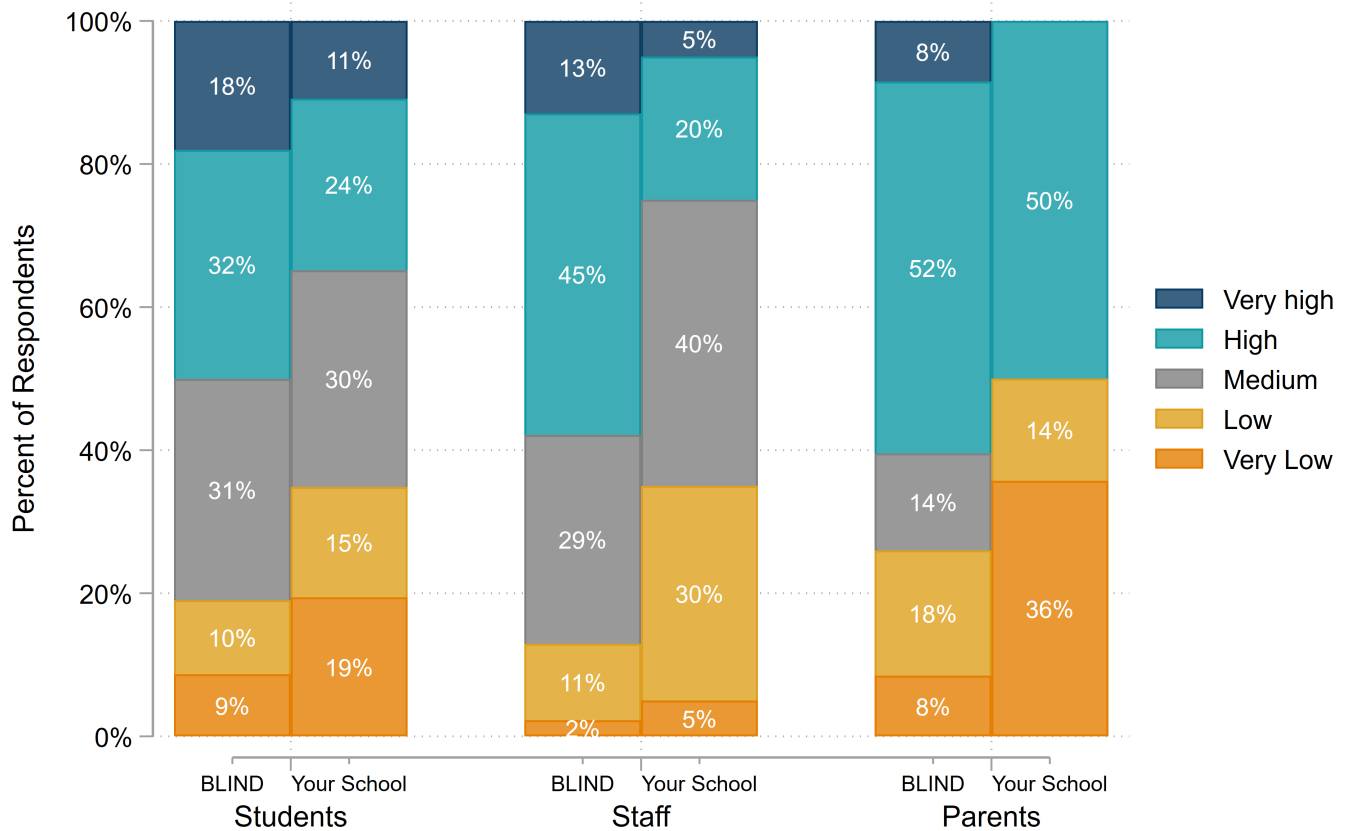
Note: This graph compares respondents from Jefferson High School to respondents in all high schools across BLIND. Due to roundoff errors, bar labels do not always add up to 100.

Compared to respondents across BLIND high schools:

- Students at Jefferson High School were **10% less** likely to say "a great deal" or "a lot" when asked if their school affirms their identity.
- Staff were **23% less** likely to say "a great deal" or "a lot" when asked if their school affirms their identity.
- Parents/guardians with a child attending Jefferson High School were **23% less** likely to say "a great deal" or "a lot" when asked if their school affirms their identity.

Sense of Belonging

Respondent's sense of belonging at their school.



Note: This graph compares respondents from Jefferson High School to respondents in all high schools across BLIND. Due to roundoff errors, bar labels do not always add up to 100.

Compared to respondents across BLIND high schools:

- Students were **14% less** likely to say they "completely belong" or "belong quite a bit" at Jefferson High School.
- Staff were **25% less** likely to say that relationships between staff and students at Jefferson High School are "extremely respectful" or "quite respectful."
- Parents/guardians at Jefferson High School were **17% less** likely to say they "strongly agree" or "agree" when asked if they feel a sense of belonging in their child's school community.